2018 GARDEN IN A BOX: GARDEN INFO SHEET

SEASONS OF SHADE

Designed by Curtis Manning of Curtis Manning Design

RESOURCE central
CONSERVATION MADE EASY







1 - Bronze Carpet Bugle
2 - Clustered Bellflower
3 - Creeping Speedwell
4 - Edelweiss
5 - Korean Feather Reed Grass
6 - Husker Red Penstemon
7 - Prairie Smoke Avens
8 - Plumbago
9 - Redleaf Bergenia
10 - White Dwarf Sun Daisy
11 - Windflower

1 Bronze Carpet Bugle

Latin Name: *Ajuga reptans* 'Atropurpurea'
Mature Height: 4-6"
Mature Spread: 12-15"
Hardy To: 8,000'
Water: Medium
Exposure: Adaptable
Flower Color: Blue
Flower Season: Late Spring
Resistant To: Deer, Rabbits
Description: The Bronze Carpet Bugle is an incredibly hardy and striking groundcover that quickly forms a dense carpet-like mat in the garden. Its short stalks are covered by small violet-blue flowers above a rich, glossy carpet of reddish-purple leaves which turn bronze in the fall. A true stunner all year round, with attractive foliage throughout fall and gorgeous bright blue flowers appearing in late spring, this beauty will add color and life to shady, trafficked areas of your landscape. It is a creeping evergreen that spreads through runners, and as a member of the mint family, it can spread rapidly without proper care and maintenance.
Care: Follow a regular watering schedule during the first growing season to establish a deep and extensive root system. Once established it requires little care. Divide when clumps become overcrowded. Larger plantings may be mowed on a high mower setting to remove spent flower spikes and to tidy the appearance of the planting.

2 Clustered Bellflower

Latin Name: *Campanula glomerata* 'Superba'
Mature Height: 18-24"
Mature Spread: 12-18"
Hardy To: 10,000'
Water: Medium
Exposure: Adaptable
Flower Color: Violet
Flower Season: Late Spring to Early Summer
Attracts: Hummingbirds, Butterflies, Bees
Resistant To: Deer, Rabbits
Description: The show-stopping Clustered Bellflower is a versatile perennial that provides a striking contrast to any landscape. With its tight, charming clusters of large violet flowers and glossy, dark green leaves, it is bound to be one of your new favorites! Originating in the North Temperate Zone of Eurasia, it has been naturalized here in North America. It thrives in a variety of settings and can be found anywhere from forests to grasslands to woodlands. Its vigorous and durable qualities make it a perfect match for Colorado's sometimes challenging and unpredictable climate.
Care: The Clustered Bellflower is adaptable but prefers full sun to partial sun. Water moderately and remove faded blooms to allow for new growth. When blooming has finished and foliage declines, cut plants back to basal leaves. Allow foliage to remain for the winter and clean up in spring. Divide in the spring or fall as necessary.
Fun Fact: It makes an excellent cut flower and can last up to 2

3 Creeping Speedwell

Latin Name: *Veronica repens*
Mature Height: ½"
Mature Spread: 12-18"
Hardy To: 7,500'
Water: Low
Exposure: Filtered Shade to Shade
Flower Color: Light Blue
Flower Season: Late Spring
Attracts: Hummingbirds
Resistant To: Deer
Description: The Creeping Speedwell is a resilient and attractive low-growing ground cover plant. Throughout the spring and early summer, it is adorned with soft blue blossoms and shiny green leaves. Not only is it beautiful, but it is also incredibly durable with the ability to tolerate elevations up to 7,500 feet. It is a true alpine plant! This lovely perennial can also withstand moderate foot traffic making it an ideal plant between stepping stones and/or in rock gardens. The Creeping Speedwell is low maintenance and drought tolerant; however, it does benefit from regular watering. With a little encouragement, it will flourish throughout your garden creating a beautiful green mat sprinkled with flowers.
Care: The Creeping Speedwell performs best in fertile, well-drained soil. It tolerates drought, but it looks best with regular watering. Cut back or trim as needed and protect from excessive winter moisture. Creeping Speedwell is easily divided. You can rip the plant into small pieces and plant in spring or early fall and watch it grow!
Fun Fact: The flowers are star-shaped!

4 Edelweiss

Latin Name: *Leontopodium alpinum*
Mature Height: 6-12"
Mature Spread: 6-12"
Hardy To: 9,000'
Water: Low
Exposure: Filtered Shade
Flower Color: Silvery-White
Flower Season: Early Summer
Resistant To: Deer
Description: Compact cushions of woolly, gray foliage produce tiny, button-like flowers nestled in attractive star-shaped collars made up of linear, silver-white, downy floral leaves. Edelweiss is a well-known mountain flower native to Europe, and it is celebrated as a symbol of Austria, Switzerland, and the alpine. Found in rocky limestone outcroppings, it is well adapted to climatic extremes. The felt-like covering of its leaves and its deep fibrous roots protect it from damage caused by drought, cold, aridity, and UV rays, and allow Edelweiss to sprout new growth in the spring. It will sometimes self-seed when happy, it enjoys the snow, and it is deer resistant and drought tolerant. In folklore, giving this flower to a loved one was a gesture of dedication. Edelweiss can be cut and/or dried.
Care: Edelweiss needs very little maintenance and care. No pruning required. Be sure to put it in a location with good drainage. It is not an especially long-lived plant, but it can be propagated by division every couple of years. Happy plants may self-seed.
Fun Fact: Edelweiss was used traditionally in folk medicine as a remedy against abdominal and respiratory diseases.

5 Korean Feather Reed Grass

Latin Name: *Calamagrostis brachytricha*
Mature Height: 3-4'
Mature Spread: 2-3'
Hardy To: 6,500'
Water: Low
Exposure: Sun to Filtered Shade
Flower Color: Pinkish-Tan
Flower Season: Late Summer
Attracts: Birds
Resistant To: Deer
Description: Korean Feather Reed Grass is a warm season, clump-forming grass with stiff, upright foliage. It is accented by pink, cotton candy-like plumes in summer that fade to a creamy white for fall. Its seed heads provide food for birds and remain attractive throughout the winter. A native to the moist, deciduous woodlands of central to eastern Asia, Korean Feather Reed Grass does not perform well in locations with hot and humid nights. This plant is shade tolerant, a rare trait for such a large flowering grass, and it has a preference for soil that is consistently moist. It will adapt to any soil from sand to clay, and its tight clumps can remain in place for years. Under persistent drought conditions, this grass will go dormant and the leaf blades will begin to curl.
Care: Do not allow the soil to completely dry out. Divide in spring to propagate every 4-5 years or when plant vigor declines. Cut clumps back to just above the ground in late winter. You can cut clumps earlier, but we recommend leaving the seed heads through winter as food for birds and beauty for your winter landscape. Cut the plumes to add a feathery element to dried flower bouquets.

6 Husker Red Penstemon

Latin Name: *Penstemon digitalis* 'Husker Red'
Mature Height: 2-3'
Mature Spread: 18-24"
Hardy To: 8,000'
Water: Low
Exposure: Full Sun to Part Shade, Adaptable
Flower Color: Creamy White
Flower Season: Late Spring to Early Summer
Attracts: Bees, Hummingbirds, Butterflies
Resistant To: Deer
Description: A thick mound of striking reddish-green foliage with erect stalks carrying open spires of white flowers. The Husker Red Penstemon is not only of interest during its full bloom of summer but all year long. In autumn and winter, song birds are found feasting on its seeds, and in the chill of winter it is still visible as a tidy maroon clump of elongated deer-tongue leaves. Husker Red won the Perennial Plant Association Plant of the Year Award in 1996, and it is an extremely sturdy, easy to grow, problem-free perennial plant. It is deer resistant and drought-tolerant once established. It makes a great cut flower.
Care: Prune after the first bloom. Husker Red appreciates well-drained soil to avoid root rot and enough sun to keep its stems from flopping. Divide every 3 to 4 years to manage overgrown clumps and keep the plant vigorous. Plants can be staked if necessary.

7 Prairie Smoke Avents

Latin Name: *Geum triflorum*
Mature Height: 6-12"
Mature Spread: 6-12"
Hardy To: 8,000'
Water: Low
Exposure: Sun to Filtered Shade
Flower Color: Creamy White
Flower Season: Late Spring
Attracts: Bees, Bumblebees, Butterflies
Description: Hailing from the grasslands and plains of North America, Prairie Smoke offers a soft, prairie-like feel to your home garden in early spring. Its rosettes of downy, fern-like, grayish green foliage produce slim, slightly arching stems, with three nodding flowers followed by rose pink feathery seed plumes. Remaining on the plant for many weeks before they are carried away by the wind, these unique seed heads with fuzzy tails that look like puffs of smoke never fail to win admirers at first sight. The semi-evergreen leaves of Prairie Smoke are slightly hairy, and they often turn a striking red, purple, and orange from fall to winter. This is a hardy plant that does well in a variety of soils, although it will not fare well in water-logged soil, especially in winter. It makes a great cut flower for dry bouquets.
Care: Divide every 2-3 years in late spring.
Fun Fact: Historically, Native Americans have used Prairie Smoke medicinally. An infusion of the roots, crushed seedpods, and/or its pulverized roots were used as an eye wash, gargled to treat sore throats, and made into a tonic for menstrual cramps and stomach complaints.

8 Plumbago

Latin Name: *Ceratostigma plumbaginoides*
Mature Height: 8-12"
Mature Spread: 18-24"
Hardy To: 7,000'
Water: Low
Exposure: Adaptable
Flower Color: Blue
Flower Season: Mid to Late Summer
Description: Plumbago is late to make an appearance in spring, but its striking blue flowers intermingled with shiny, green ovate leaves that form an attractive spreading mound are worth the wait. Adding color to a withering landscape, it blooms late in the summer as many other flowers are fading away. Its foliage turns scarlet with the coolness of fall, making its electric blue flowers atop crimson foliage a unique spectacle. A native of China and Africa, Plumbago is a very adaptable, hardy perennial with tough, fibrous roots. It is a good choice for poor, stony soils and difficult sites, and it likes the soil moist but not soggy.
Care: Prune out winter-killed stems before new growth emerges. Older plants tend to die out in the center. If this happens, dig out the dead area and fill with fresh soil. Plumbago appreciates a winter mulch. During the winter, Plumbago goes completely dormant, often vanishing from sight, and is late to emerge in the spring. You may want to mark its spot in the garden to avoid accidental damage to the plant.
Fun Fact: Plumbago won the Royal Horticultural Society's Award of Garden Merit in 1993.

9 Redleaf Bergenia

Latin Name: *Bergenia crassifolia* 'Winterglut'
Mature Height: 12-15"
Mature Spread: 12-15"
Hardy To: 8,000'
Water: Medium
Exposure: Adaptable
Flower Color: Pink
Flower Season: Early Spring
Attracts: Butterflies
Resistant To: Deer, Rabbits
Description: The handsome pale purplish-burgundy cabbage-like foliage of the Redleaf Bergenia is an excellent accent for any garden. Showy pink blossoms are carried on a leafless stalk, and the foliage color deepens to an incomparable red in fall and remains through the winter. This plant is tolerant of many soil types, but performs best in moisture retentive soils and dislikes heavy soil and standing water. Redleaf Bergenia is sometimes called "Pig Squeak", because of the sound that the leathery leaves make when rubbed between two fingers. Its flowers and leaves are long lasting when cut for bouquets.
Care: Remove any tattered leaves and spent flower stems promptly as they appear. Divide plants in the spring every 2-3 years or when they open in the center, and be sure to plant them deeply enough to support the large rosettes.
Fun Fact: Since the 18th century, the dense and dramatic Redleaf Bergenia has been used at the base of statues and fountains. Originating in the saturated soils of Siberia, it has a natural tolerance for wet ground, which may have led to its popular connection with these water features.

10 White Dwarf Sun Daisy

Latin Name: *Osteopermum* 'Avalanche'
Mature Height: 10-12"
Mature Spread: 12-15"
Hardy To: 9,000'
Water: Low
Exposure: Sun to Filtered Shade
Flower Color: White
Flower Season: Spring to Fall
Attracts: Butterflies
Resistant To: Deer, Rabbits
Description: This South African stunner hailing from the Drakensberg Mountains is a recent rediscovery of an old European Plant Select collection. The White Dwarf Sun Daisy features succulent-like, evergreen leaves and huge, white flowers. As a sterile selection, it does not set seeds, but puts all of its energy into producing many months of blooms. In spring it begins to flower and continues to bloom throughout the summer until the frost. Its carefree and vigorous nature, along with its drought tolerant and disease resistant qualities, make this Plant Select award recipient worthy of its title. Alluding to its Latin name, *Osteopermum* 'Avalanche', when the White Dwarf Sun Daisy is in full bloom it mirrors an avalanche bursting with white blossoms.
Care: Tolerates most soils. For the first year, follow a regular watering schedule to establish a deep and extensive root system. Cut back by half in early spring before new growth sprouts. Once established, this perennial needs little care and only occasional watering.
Fun Fact: 2011 Plant Select award recipient.

11 Windflower

Latin Name: *Anemone multifida*
Mature Height: 1-2'
Mature Spread: 12-18"
Hardy To: 10,000'
Water: Medium
Exposure: Filtered Shade to Shade
Flower Color: Creamy White to Red
Flower Season: Early Summer
Attracts: Bees
Description: Dispersed throughout the mountains and plains of North America, the Windflower, can be found as far north as Alaska to New York and as far south as Arizona to New Mexico. Its leaves grow out of the base on long erect stems giving way to beautiful, delicate flowers. The Windflower does not actually have petals, but instead, sepals, which are the individual leaves that make up the outermost floral parts. The plants form low-mounds of fern-like, silver-green foliage, and the upright stalks of small, often bicolored flowers appear for several weeks throughout the summer months. In late summer, the flowers enter the fruiting stage, and they are replaced by fluffy seed heads. This attractive perennial makes a great feature in a rock garden or naturalized meadow, as it prefers, moist, shady situations like a natural woodland or north-facing garden. A word to the wise: the Windflower may cause severe discomfort if ingested and sap may irritate skin!
Care: Prefers well-drained, moist, rich soil. Seldom needs dividing or special attention. To increase growth, divide clumps in autumn or spring and mulch annually. Remove dead tops in late fall or early spring before new growth begins.
Fun Fact: The common name, Windflower, possibly refers to this perennial's natural habitat in exposed and windy settings.

1 Plant by Number Design Option:

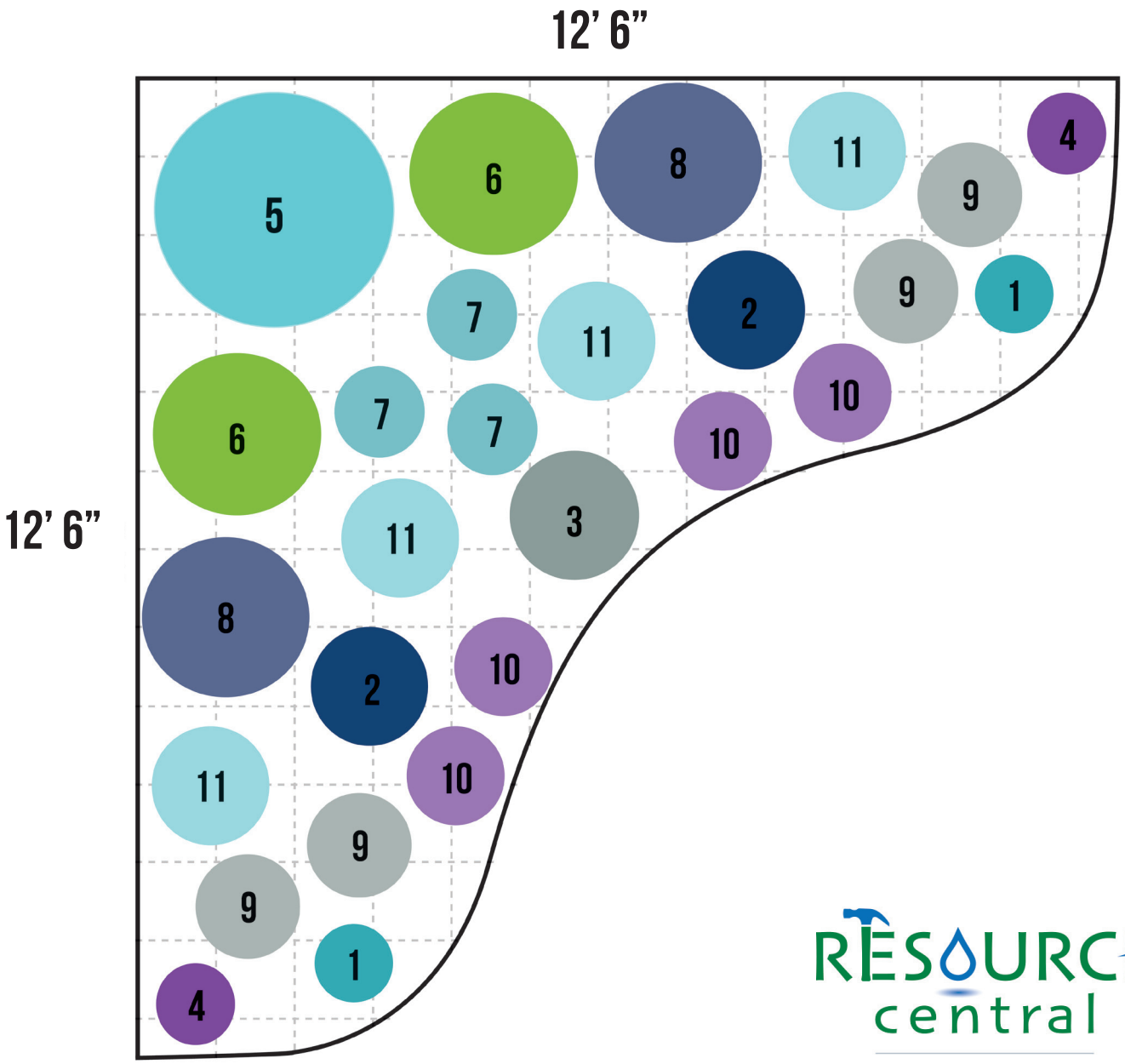

RESOURCE central
CONSERVATION MADE EASY