

TURF REMOVAL & REPLACEMENT PROGRAM




Fall 2018



THE BIG PICTURE

- ❖ Lafayette's single family **water use**
- ❖ Lafayette's utility rates **increasing**
- ❖ **Proactive** solutions



REMOVE - REPLACE - SAVE

- ❖ **Remove** your water-thirsty grass
- ❖ **Replace** it with Softscape and/or Hardscape
- ❖ **Save** water and money!



Waneka Lake in Lafayette

TRANSFORMATION IN ACTION



Example of Softscape Transformation
with Garden In A Box!

The **transformation** involves:

❖ **Turf Removal**

- Bill will expand upon this.

❖ **Turf Replacement**

By way of...

- Softscape

• ex. Garden In A Box

- Hardscape

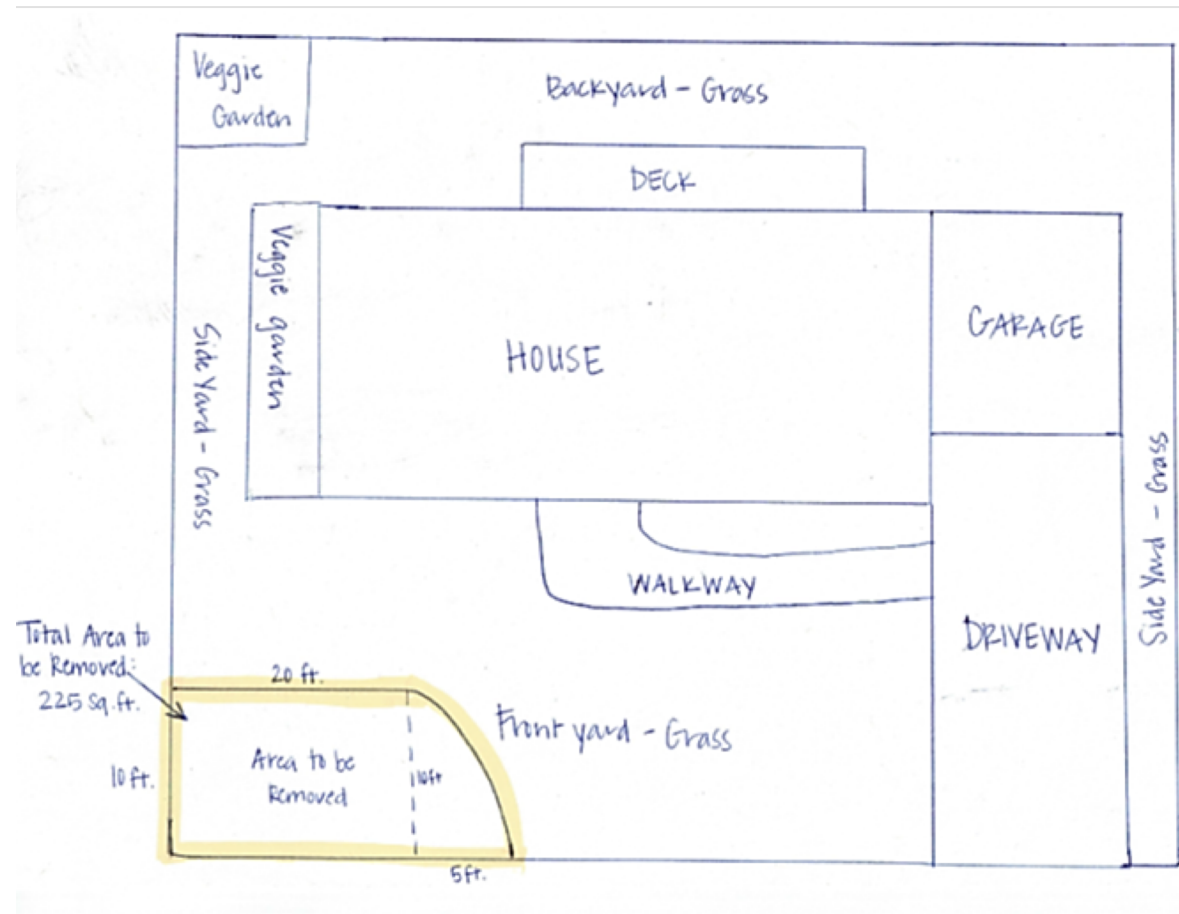
• ex. permeable pavers

IMPORTANT GUIDELINES



- Play by the **rules!**
- City of Lafayette** water customer
- Attend** this seminar
- Form** requirements
- Photo** requirements
- Do NOT** start work until approved
- Inspection/Audit** required
- Projects subject to **inspection**
- Existing + maintained** turf

LANDSCAPE DESIGN



- ❖ **Required** document
- ❖ **Sketch** landscape
- ❖ **Denote** proposed replacement area
- ❖ You don't have to be an **artist!**

EXISTING AND MAINTAINED TURF



EXISTING AND MAINTAINED TURF



NOT MAINTAINED TURF



NOT MAINTAINED TURF



Q. How many gallons of water would a homeowner save by converting 200 sq. ft. of turf to Xeriscape (low-water softscape)?

A. Between **700-900 gallons** of water per 200 sq. ft. of turf removed once established (between 2-3 years).

SOFTSCAPE: REQUIREMENTS

Remove turf and replace with Xeric (low-water) usage plants

- Remove **200 sq. ft. or more** of turf
- Sprinkler system to **drip system**
- FREE 200 sq. ft. **Garden In A Box**
 - *No water bill credit!*
- **Mulch** on all exposed soil surfaces
- FREE **Slow the Flow** audit



SOFTSCAPE: STEPS



Step 1: Attend this seminar!

Step 2: Qualified & ready to participate?!

Step 3: Submit Intake Form.

Step 4: Form review process & status.

Step 5: Approved? Begin work!

Step 6: Submit “During” photos.

Step 7: Garden In A Box pick up.

Step 8: Submit “Final” photos

Step 9: Schedule audit.

SOFTSCAPE: DEADLINES

Submit: Intake Form	On or Before 11/26/18
Submit: "During" Photos	On or Before 04/22/19
Pick-Up: Garden In A Box	May or June 2019
Submit: "Final" Photos	On or Before 06/24/19
Schedule: Audit	On or Before 08/16/19
Complete: Audit	On or Before 09/06/19

Q. How many gallons of water would a homeowner save by converting 200 sq. ft. of turf to hardscape?

A. Between **1,100 and 1,600** gallons of water per 200 sq. ft. of turf removed.

HARDSCAPE: REQUIREMENTS

Remove turf and replace with permeable pavers, rocks, etc.

- Remove **200 sq. ft. or more** of turf
- Must be **permeable**
- No more than **1/3** of entire landscape
- **Credit** = \$1/sq. ft. (\$1,000 max credit)
- **Cap off** irrigation system
- **FREE Inspection & Audit**
- **Continuous** or **connected** section



SUCCESSFUL TRANSFORMATION



Before



After

SUCCESSFUL TRANSFORMATION




Before



After

NOT-SO-SUCCESSFUL TRANSFORMATION



Before



After

HARDSCAPE: STEPS



Step 1: Attend this seminar!

Step 2: Qualified & ready to participate?!

Step 3: Submit Intake Form.

Step 4: Form review process & status.

Step 5: Approved? Begin work!

Step 6: Submit “Final” photos

Step 7: Schedule inspection & audit.

HARDSCAPE: DEADLINES

Submit: Intake Form	On or Before 11/26/18
Submit: Final Photos	On or Before 08/05/19
Schedule: Inspection and Audit	On or Before 08/16/19
Complete: Inspection and Audit	On or Before 09/06/19

VISIT **RESOURCE** FOR BUILDING MATERIALS



- ❖ **Resource Central's Reclaimed Materials Program**
 - Find building materials for your landscape projects.
- ❖ **Tool Lending Library**
 - Choose from over 800 hand, electric and gas-powered tools.
- ❖ **Find out more!**
 - 6400 Arapahoe Boulder, CO 80303. (303) 419-5418.

THANK YOU!



Need to follow up? Contact...

The Resource Central Team at

TurfRemoval@ResourceCentral.org

303-999-3820 x. 221