








TIMELINE

This is a suggested timeline — complete actions in a sequence that makes sense for your school. Earn points to win the competition by completing School Energy Actions!

	GUIDING THEME	SUGGESTED SCHOOL ENERGY ACTIONS (SEAs)
PREVIEW	 Understanding eGauge	Preview all SEAs and explore tools. Explore school audit. Introduce competition to class — learn how to read an eGauge
WEEK 1	Looking at Data	Energy Data Journal®, Start School Audit, Create a team, <i>Kill-o-Watts</i> 
WEEK 2	Understanding Weather Variables (comparing daily temps with Energy Usage)	Energy Data Journal®, Submit School Audit, Daily Announcements, Using a Light Meter
WEEK 3	Understanding the Systems (exploring daily HVAC schedules) 	Energy Data Journal®, Set Goals, <i>eGauge Demonstration</i> , <i>Energy Savings Hour</i> , <i>Homeroom Competition</i>
WEEK 4	Individuals as Energy Stewards (Comparing to Baseline)	Energy Data Journal®, <i>Energy Saving Weekend</i> , <i>Staff Meeting Presentation and Signs/Posters/Light Switch Covers</i>
WEEK 5	Leadership for Change (Comparing to Baseline) 	Energy Data Journal®, <i>Engage an Expert</i> , <i>Students as Teachers</i>
WRAP UP	Leaping Forward	 Reflection and Program Feedback

Resource Central has a library of resources in the portal for “Learning Beyond Renew Our Schools” lessons and activities. Check them out!