


9 Pack: Herbs

Designed by Resource Central

Be your own farmer and grow delicious herbs right in your own yard! This garden includes 9 locally-grown, organic starter plants in 3.5-inch pots. Delight in the taste and aroma of herbs like basil, mint, and thyme. This pack is also a great option for container gardening. Enjoy fresh-picked herbs from your own yard!

For best results, plant the cool-season crops (hardy or semi hardy crops #1- #6) in **early** May. Wait to plant the warm-season crops (tender or very tender crops #7-#9) until **late** May, after the threat of spring frost has passed.


 We referenced CSU Extension's guide for hardiness ratings and optimal planting times. Find this and other resources linked to the **QR code** at the end of this Info Sheet.


3. LEMON BALM

Melissa officinalis



A hardy, perennial herb in the mint family with bright-lemony flavored mint leaves. Perfect for teas, salads, and desserts.

 **Hardy:** Can plant 1-2 weeks before avg last spring frost. Tolerates min daytime temps as low as 50°- 55° F.


 Mature height: 1-2'
Mature spread: 1-2'


1. LAVENDER

Lavandula angustifolia




Scented, purple flowers on tight spikes thrust above aromatic grey-green foliage that are attractive year-round. A great, pollinator-attracting addition to an herb garden.

 **Hardy:** Can plant 1-2 weeks before avg last spring frost. Tolerates min daytime temps of 45° F.


 Mature height: 18-24"
Mature spread: 15-20"


4. MINT

Mentha spicata



Mint is a hardy, perennial herb with textured, aromatic leaves. It produces small purple flowers that attract pollinators in the summer.

 **Hardy:** Can plant 1-2 weeks before avg last spring frost. Tolerates min daytime temps of 50°- 55° F.


 Mature height: 1-2'
Mature spread: 1-2'


2. THYME

Thymus vulgaris



Thyme is a woody, perennial herb with tiny clusters of aromatic leaves. It produces tiny white, pink, or purple flowers that attract pollinators.

 **Hardy:** Can plant 1-2 weeks before avg last spring frost. Tolerates min daytime temps of 45° F.


 Mature height: 6-12"
Mature spread: 6-12"


5. SAGE

Salvia officinalis




Sage is a woody, perennial herb with oblong, soft leaves with an earthy fragrance. Sage produces many small purple flowers from spring to midsummer.

 **Hardy:** Can plant 1-2 weeks before avg last spring frost. Tolerates min daytime temps as low as 50°- 55° F.

 Mature height: 2-3'
Mature spread: 2-3'

6. ITALIAN OREGANO

Origanum vulgare



This Italian variety has large leaves that stay sweet and hearty throughout prolonged cooking.



Hardy: Can plant 1-2 weeks before avg last spring frost. Tolerates min daytime temps of 55° - 60° F.



Mature height: 12-18"
Mature spread: 12-18"

7. ROSEMARY

Rosmarinus officinalis



Rosemary is a shrub-forming herb that has aromatic leaves and produces lovely, small blue flowers.



Tender: Can plant after any chance of spring frost. Intolerant of frosts. Prefers daytime temps over 55 - 65° F.



Mature height: 2-3'
Mature spread: 2-3'

8. CHAMOMILE

Matricaria chamomila



A member of the aster family, this annual plant has small white, daisy-like flowers with a calming scent.



Tender: Can plant after any chance of spring frost. Intolerant of frosts. Prefers daytime temps over 55 - 60° F.



Mature height: 18-24"
Mature spread: 12-18"

ADDITIONAL INFO: Though rosemary is a perennial shrub, it will not reliably overwinter in Colorado. Plant in a pot and bring indoors if this is desired.

9. THAI BASIL

Ocimum basilicum var. thyriflora



Thai Basil is an aromatic, bushy annual with shiny, green leaves, distinctive deep purple stems, and white flowers.



Very tender: Can plant after any chance of spring frost. Intolerant of frosts. Prefers daytime temps over 55° F.



Mature height: 12-18"
Mature spread: 18-24"

Our herb pack, though not considered a low-water garden, will provide you with fresh herbs grown right in your yard! Your watering guidelines will differ from our xeric gardens as suggested in the Plant & Care Guide. Generally speaking, deeper roots make a more drought-tolerant plant, so **watering deeply 2-3 times weekly will serve your herbs far better than watering a little bit every day.** Also, using a straw mulch may help stretch out waterings.

Vegetables and herbs require 1 to 1.5 acre-inches of water per week. As a baseline, **start with about 50 minutes 2-3 times a week with 1/2 gallon per hour drip emitters if using a drip irrigation system and adjust as needed.**

Scan this QR code for veggie gardening resources!

