

# Painted Prairie

Designed by Resource Central



## Garden Summary

- Full sun exposure
- Plant by Number maps cover 100 sq. ft.
- Low water needs
- Hardy to 6,500 ft. in altitude

## Plant Icon Key

- Supports pollinators
- Resistant to deer
- Regionally native plant
- Resistant to rabbits

## Individual Plant Information

### 1. AROMATICO™ LAVENDER - *Lavandula angustifolia* 'Blue Imp.'

**QTY. 4**



Mature height 18-24"  
Mature spread 15-20"




**ADDITIONAL INFO:** Prune lightly in the early spring to promote new growth and/or to manage appearance. Prefers lean, well-drained soils with moderate moisture levels. Plant is susceptible to root rot in poorly-drained soils.



Blooms early spring to summer

### 2. AUTUMN JOY SEDUM - *Sedum spectabile* 'Autumn Joy'

**QTY. 3**



Mature height 18-24"  
Mature spread 12-18"



**ADDITIONAL INFO:** Older plants tend to split in the center if not divided. To keep the plant smaller and prevent it from flopping over, prune the tips back to 6-8" in the late spring (this will also delay flowering).



Blooms late summer to fall

### 3. AUTUMN SAPPHIRE™ SAGE - *Salvia reptans*

**QTY. 3**



Mature height 3-4'  
Mature spread 1-2'




**ADDITIONAL INFO:** Native to the Desert Southwest, this plant thrives when planted in full sun in lean, dry, well-drained soils.



Blooms fall

4. FALSE INDIGO - *Baptisia australis*

QTY. 2



Mature height 3-4'  
Mature spread 2-3'



Blooms summer

**ADDITIONAL INFO:** While it thrives best in full sun, it will tolerate part shade with poor to average draining soils. May take several years for this plant to fully establish its deep and extensive root system. Therefore, once established, it's best not to transplant or move. This plant has a shrub-like look and habit.

5. MOONBEAM COREOPSIS - *Coreopsis verticillata* 'Moonbeam'

QTY. 6



Mature height 18-24"  
Mature spread 18-24"




Blooms midsummer  
to fall

**ADDITIONAL INFO:** Thrives in most soils except for very heavy and very wet clay. Be sure to not let this plant sit in wet soils for too long. Often late to wake up from dormancy in the spring, it could be helpful to mark its place in the summer.

6. PURPLE CONEFLOWER - *Echinacea purpurea*

QTY. 4



Mature height 2-3'  
Mature spread 18-24"



Blooms summer

**ADDITIONAL INFO:** Division is not recommended due to its long tap root.

7. SUNSET HYSSOP - *Agastache rupestris*

QTY. 3



Mature height 2-3'  
Mature spread 2-3'



Blooms summer  
to fall

**ADDITIONAL INFO:** Water regularly for the first season to establish the root system. Make sure the soil is well drained, as Sunset Hyssop does not tolerate soil that is constantly wet. After it becomes established, it is very drought tolerant.

8. UNDAUNTED® MUHLY GRASS - *Muhlenbergia reverchonii* 'PUND01S'

QTY. 3



Mature height 2-3'  
Mature spread 18-24"



Blooms fall

**ADDITIONAL INFO:** Best grown in lean, well-drained soils with dry to moderate moisture. This grass is very hardy, and able to tolerate heat, drought, and humidity.

# Plant Maintenance by Season

## MAINTENANCE TASKS

## PLANT

### SPRING (After first growing season)

Divide mature plants in early spring every 3-4 years, as needed.

Aromatico™ Lavender, Autumn Joy Sedum, Moonbeam Coreopsis, Undaunted® Muhly Grass

Cut back old growth or winter damage in mid to late spring.

Autumn Sapphire™ Sage, False Indigo, Moonbeam Coreopsis, Purple Coneflower, Sunset Hyssop

### SUMMER

Deadhead spent flowers to encourage new blooms and compact growth, or to minimize self-seeding.

Aromatico™ Lavender, Autumn Joy Sedum, Moonbeam Coreopsis, Prairie Coneflower

Water sparingly once established

Sunset Hyssop

### FALL

Leave last round of blooms to self-seed and/or provide food for birds.

Autumn Joy Sedum, False Indigo, Moonbeam Coreopsis, Purple Coneflower

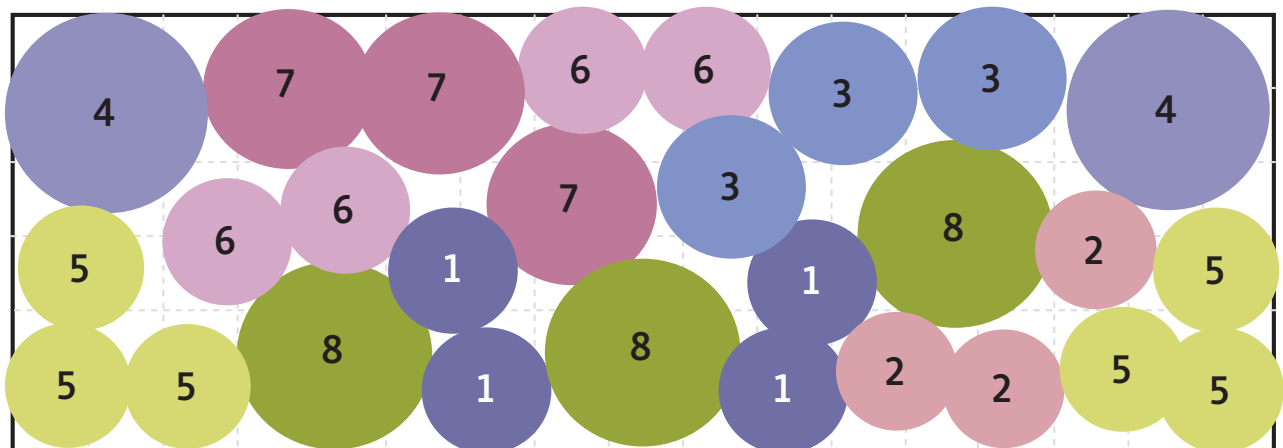
Do not prune or cutback. Plant susceptible to winter damage if pruned.

Autumn Sapphire™ Sage, Sunset Hyssop

### WINTER

Cover the base of the plant with an insulating layer of pine needles or fallen leaves to protect it from extreme temperatures.

Aromatico™ Lavender, Autumn Sapphire™ Sage



17' x 6' rectangle

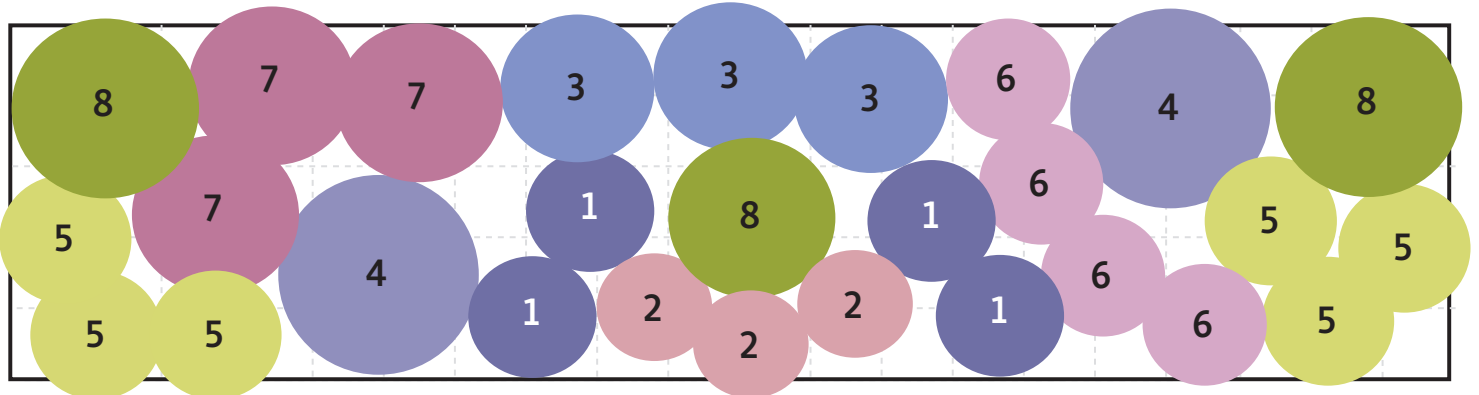
SUGGESTED FRONT SIDE OF GARDEN

# Plant by Number Design Suggestions

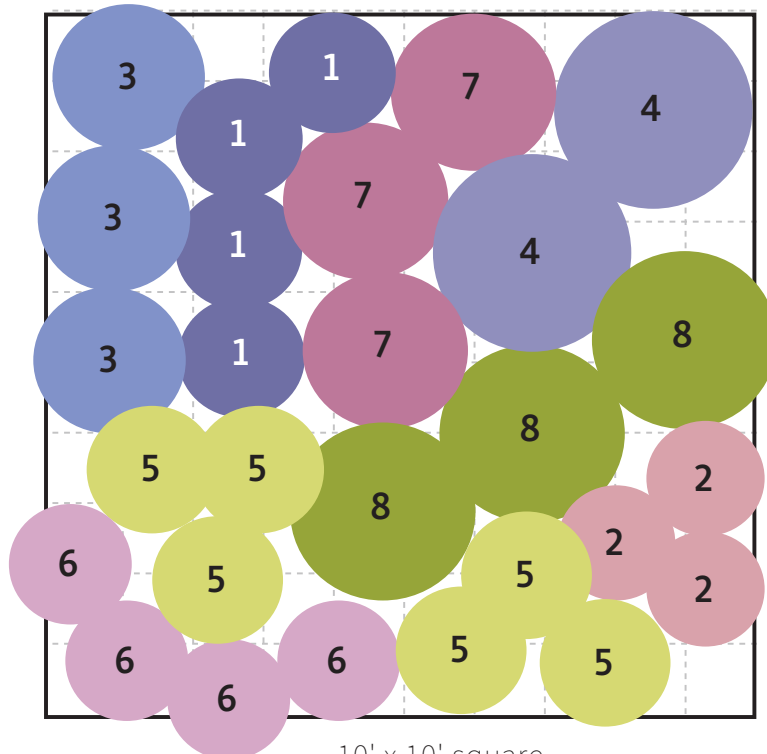
## Key

- |                                   |                                    |
|-----------------------------------|------------------------------------|
| 1. Aromatico™ Lavender (Qty. 4)   | 5. Moonbeam Coreopsis (Qty. 6)     |
| 2. Autumn Joy Sedum (Qty. 3)      | 6. Purple Coneflower (Qty. 4)      |
| 3. Autumn Sapphire™ Sage (Qty. 3) | 7. Sunset Hyssop (Qty. 3)          |
| 4. False Indigo (Qty. 2)          | 8. Undaunted® Muhly Grass (Qty. 3) |

1 box = 1 square foot  
 Map reflects bloom or showy foliage colors.



20' x 5' rectangle  
 SUGGESTED FRONT SIDE OF GARDEN



10' x 10' square  
 SUGGESTED FRONT SIDE OF GARDEN